



Central Board of Secondary Education School Performance Report Card (2024-25)

(Based on "Average Marks" Analysis of Class X and XII Board Examination)

School Profile

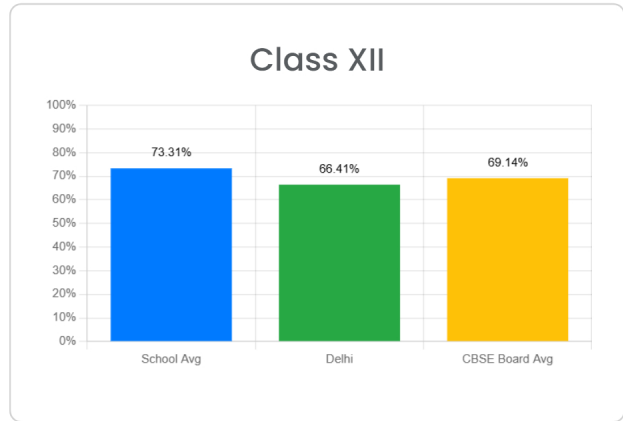
School Code	85329
School Name	CAMBRIDGE FOUND SCH G-8 RAJOURI GARDEN EXT N D
Affiliation Number	2730051
Region/State	Delhi West/Delhi
Session	2024-2025

Performance in Board Examination

Definition of Average: Overall Average is calculated by dividing the Total Marks Scored in All Subjects by the Total Number of Subject Instances taken by a student.

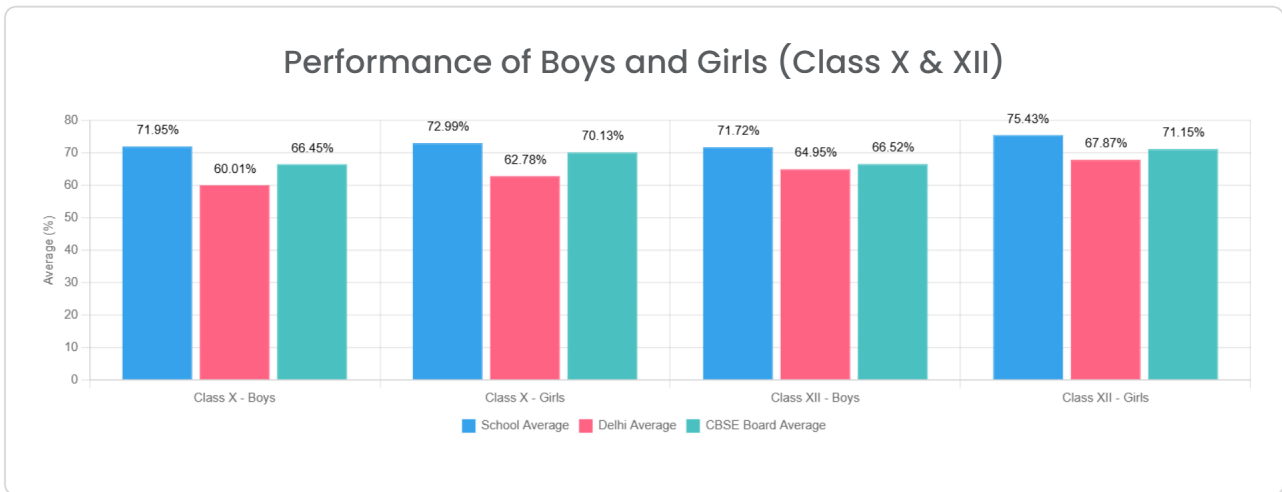
$$\text{Overall Average} = \frac{\text{Total Marks Scored in All Subjects}}{\Sigma(\text{Number of Subjects per Student})}$$

School Average Marks



Class	Total Students	School Avg.	Delhi Avg.	CBSE Board Avg.	Highest in Delhi	Highest in CBSE Board	Diff. from State Highest	Diff. from CBSE Board Highest
Class X	165	72.37%	61.32%	68.16%	86.55%	94%	-14.18%	-21.63%
Class XII	159	73.31%	66.41%	69.14%	86.77%	92.72%	-13.46%	-19.41%

Gender-wise Performance



Parameters	Class X		Class XII	
	Boys	Girls	Boys	Girls
Total Students	97	68	91	68
School Average	71.95%	72.99%	71.72%	75.43%
Delhi Average	60.01%	62.78%	64.95%	67.87%
CBSE Board Average	66.45%	70.13%	66.52%	71.15%
Delhi Highest	86.48%	87.67%	86.2%	91.67%
CBSE Board Highest	95.6%	95.8%	98.2%	96.4%
Difference from Delhi Highest	-14.53%	-14.68%	-14.48%	-16.24%
Difference from CBSE Board Highest	-23.65%	-22.81%	-26.48%	-20.97%

Subject-Wise(Averages)



Class X

Subject	School Avg.	Delhi Avg.	CBSE Board Avg.
MATHEMATICS STANDARD	65.44%	56.38%	59.56%
HINDI COURSE-B	74.48%	74.2%	74.95%

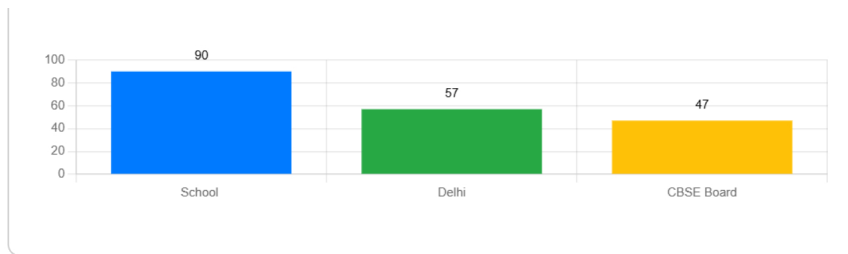
SCIENCE	66.02%	51.47%	59.92%
SOCIAL SCIENCE	80.44%	66.21%	70.49%
ENGLISH LNG & LIT.	78.92%	61.73%	70.78%
MATHEMATICS BASIC	48.17%	42.91%	46.06%
ARTIFICIAL INTELLIGENCE	86.96%	85.91%	85.29%



Class XII

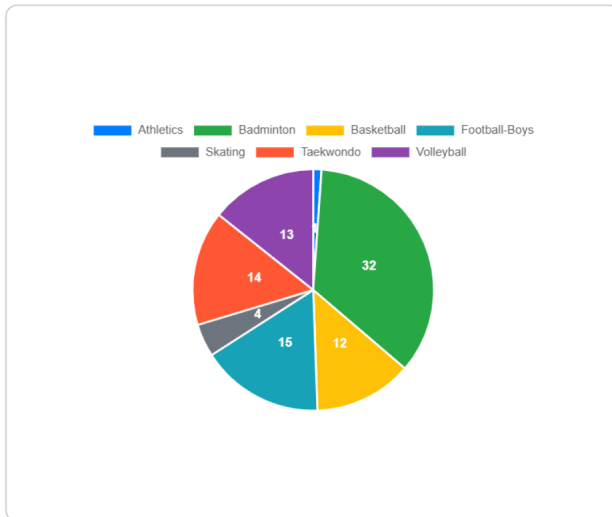
Subject	School Avg.	Delhi Avg.	CBSE Board Avg.
POLITICAL SCIENCE	64%	59.08%	61.66%
ECONOMICS	68.38%	66.54%	67.93%
PSYCHOLOGY	76.03%	82.74%	79.71%
MATHEMATICS	69.29%	63.37%	57.1%
PHYSICS	69.24%	67.18%	62.98%
CHEMISTRY	72.71%	67.53%	64.05%
BIOLOGY	73%	70.83%	68.16%
PHYSICAL EDUCATION	67.66%	69.52%	73.48%
BUSINESS STUDIES	71.21%	66.19%	66.02%
ACCOUNTANCY	65.22%	59.85%	59.39%
INFORMATICS PRACTICE	86.03%	77.9%	81.74%
COMPUTER SCIENCE	84.27%	73.46%	74.05%
ENGLISH CORE	81.91%	69.47%	73.7%
HINDI CORE	68.17%	71.4%	75.7%
ARTIFICIAL INTELLIGENCE	98%	89.03%	88.34%

Participation in Sports & Games



School Participants	State's Average number of participants	CBSE Board Average number of participants
90	57	47

Distribution of Participants by Sports and Games



Sport/Game	Participants from School	Average Participants from Cluster	Average Participants from Zone
Athletics	1	10	10
Badminton	32	9	9
Basketball	12	27	27
Football-Boys	15	27	27
Skating	4	5	5
Taekwondo	14	6	6
Volleyball	13	23	23

Note: This is a system-generated report. [Click here](#) to report discrepancies / feedback.
Your IP: 49.205.42.127, Access Time: March 9, 2026, 10:45 a.m.